

Common Good Schools Unit Plan

Lower Key Stage 2

Overview

Each week, the Assembly (Celebration of the Word) should come first, followed by the lesson. This is so that scripture encountered and reflected on in assembly, can be drawn on in the lesson.




There is a weekly challenge that appears at the end of each assembly and lesson. It is linked with the learning outcome and is designed to avoid passivity and activate the pupils to take personal responsibility for their own fulfilment of the Common Good.




- Consider including it in your weekly newsletter and/or sharing on social media to keep the challenge 'active'
- Consider using the Family Reflection sheets to encourage family engagement.

Lessons

Lesson plans provide explanation of the rationale and some detail of the lesson activities, whereas the lesson presentations give more detail, found in the notes section. Use presenter view to get a clear view of the notes.

- A pack of Principle cards (6 in total) should be prepared for every child in the class.

LKS2 Week	Lesson title	CST Principles	Learning Objective	Subject links	Skill	Scripture Celebration of the Word and lesson	Community Engagement	Learning outcome
1 	What is the Common Good?	Common Good with a brief introduction to all 6 principles via starter task	Hear a simple definition the common good and examples of the common good being built. Opportunity to make links to scripture	RE: U4.6.5 PSHE: The wider world Art and Design	Noticing	Luke 10:25-37 The Good Samaritan	A walk in the neighbourhood Family Reflection	Pupils notice the common good in the neighbourhood and recognise that the school members can play their part.
2 	Who is valued?	Human dignity	Know how human dignity can be respected in the classroom, playground and dining room. Opportunity to make links to scripture	RE: U3.1.2 PSHE: Relationships Science: plants English: story writing	'Give and take'	Genesis 1:26-30 Creation of humans in the image of God	Classroom, playground, dining room Family Reflection	Pupils can show respect for others in the classroom, playground and dining room
3 	What can others teach us?	Solidarity	To listen and learn from other people and the way they build the common good Opportunity to make links to scripture	RE: U6.6.1 PSHE: Relationships, citizenship listening skills	Listening	Luke 2: 41-51 Finding Jesus in the temple	Preparing for a family member, Parent or parishioner visit Family Reflection	Pupils can use active listening skills to learn from a member of the class, family or the local community

<p>4</p> 	<p>Am I growing in responsibility?</p>	<p>Subsidiarity (responsibility)</p>	<p>Reflect on the responsibilities of ourselves and others Opportunity to make links to scripture</p>	<p>RE: U4.6.5 PSHE: Relationships, Solving problems</p>	<p>Trust</p>	<p>Romans 12:4-8 One body, many parts</p>	<p>Parents 'stay and play' style session Family Reflection</p>	<p>Pupils can fulfil age-appropriate responsibilities at school (and at home)</p>
<p>5</p> 	<p>What do I have to offer?</p>	<p>Stewardship</p>	<p>Recognise the gift of creation (including human beings) and consider how to steward indoor and outdoor environments well. Opportunity to make links to scripture</p>	<p>RE: U3.1.4 PSHE: The wider world Citizenship</p>	<p>Generosity</p>	<p>Genesis 1:26-31 God invites the first humans to care for creation</p>	<p>School – indoors and outdoors Explore opportunities for a shared project Family Reflection</p>	<p>Pupils can demonstrate stewardship when working with community partners</p>
<p>6</p> 	<p>Who is left behind? Assessment and celebration</p>	<p>Option for the Poor</p>	<p>Opportunity to consider people who may have been left behind or forgotten about in the neighbourhood Opportunity to make links to scripture</p>	<p>RE U4.6.5 PSHE: Friendship and Citizenship</p>	<p>Friendship</p>	<p>Matthew 25: 34-40 The sheep and the goats</p>	<p>School, family community invitation to celebrate shared achievements Family Reflection</p>	<p>Pupils can identify people who have been left out Assessment quiz – 12 questions</p>
<p>RE – Expected outcomes Live Encounter the belief that human beings are made 'in the image of God' (Gen 1:27) and talk about what this might mean. U3.1.2 Make simple links between the first Creation story, the belief that all human beings are created equal, and an expression of the principle of Catholic Social Teaching about human dignity. U3.1.2 Describe stewardship by making simple links between Gen 1:26-31 and people's actions today. U3.1.4 Explain in an age-appropriate way the meaning of the common good and the principles of Catholic Social Teaching. U6.6.1 (Age 9-11) Dialogue Describe some ways Christians in their local area work together for the benefit of the whole community (or the common good). U4.6.5</p>								

Common Good Schools Unit Plan
Upper Key Stage 2

Overview

Each week, the Assembly (Celebration of the Word) should come first, followed by the lesson. This is so that scripture encountered and reflected on in assembly, can be drawn on in the lesson.



There is a weekly challenge that appears at the end of each assembly and lesson. It is linked with the learning outcome and is designed to avoid passivity and activate the pupils to take personal responsibility for their own fulfilment of the Common Good.





- Consider including it in your weekly newsletter and/or sharing on social media to keep the challenge 'active'
- Consider using the Family Reflection sheets to encourage family engagement.

Lessons

Lesson plans explain the rationale and some detail of the lesson activities, whereas the lesson presentations give more detail, found in the notes section.

- The principles definitions and examples document can be printed for each child individually and/or displayed in the classroom. For children with SEND, the pack of Principle cards (6 in total) found in LKS2 lesson 1, may be more appropriate.

UKS2 Week	Lesson title	CST Principles	Learning Objective	Subject links	Skill	Scripture Celebration of the Word	Community Engagement	Learning outcome
1 	Where is the Common Good found?	Common Good	Define the common good by identifying its characteristics Hear about some ways Christians (and non-Christians) in the local area work together for the benefit of the whole community and build the common good.	RE: U6.6.1, U6.6.2 PSHE: Citizenship	Noticing	Luke 10:25-37 The Good Samaritan	Preparation for a visit or visitor Family Reflection	Pupils can identify characteristics of the common good in the community. Describe some ways that people are building the common good in their neighbourhood
2 	What is valued in a person?	Human dignity	To recognise the Christian belief that all humans have equal dignity To compare 'human dignity' to another worldview	RE: U6.6.3 PSHE: showing respect to others	'Give and take'	Genesis 1:26-30 Creation of humans in the image of God	Family Reflection	Pupils can define the term 'worldviews' and its meaning, giving simple examples.

3 	What can others teach us?	Solidarity	To know that solidarity is expressed in friendship To explore the importance of listening	RE: U6.6.1 PSHE: family relationships, friendships, citizenship and listening skills	Listening	Luke 2: 41-51 The finding of Jesus in the temple	Parents 'stay and play' style session	Pupils can listen to others' opinions and voice their own
4 	Do I take my responsibilities seriously?	Subsidiarity (responsibility)	To explore responsibilities and decision making relating to use of technology and life in the local community	RE: U6.6.1 PSHE: Citizenship	Trust	Romans 12:4-8 One body, many parts	Family Reflection	Pupils can identify shared interests in a community and how they can take an appropriate level of responsibility.
5 	What do I have to offer?	Stewardship	Recognise the gift of creation, how it is stewarded locally and the relationship between people and the land. Opportunity to make links to scripture	RE: U6.1.2 Geography	Generosity	Genesis 1:26-31 God invites the first humans to care for creation	Family Reflection	Pupils can make links with the term 'stewardship'.
6 	Who is left behind? Assessment and celebration	Option for the poor	Opportunity to consider people who may have been left behind or forgotten about in the school and neighbourhood Opportunity to make links to scripture	RE: U6.6.1	Friendship	Matthew 25: 34-40 The sheep and the goats and Luke 1: 46-55 The Magnificat	School, family community invitation to celebrate shared achievements Family Reflection	Pupils demonstrate understanding of how and why the Magnificat prayer forms radical expectations of the Messiah

RE - Expected outcomes

Live

Explain in an age-appropriate way the meaning of the common good and the principles of Catholic Social Teaching. U6.6.1

Make links with the term 'stewardship'. U6.1.2

Describe some ways Christians work together with people of different worldviews to promote the common good. U6.6.2

Show understanding of how and why the Magnificat prayer forms radical expectations of the Messiah. U6.2.5

Dialogue

Explain in an age-appropriate way the meaning of 'the common good' and the principles of Catholic Social Teaching. U6.6.1

Describe some ways Christians work together with people of different worldviews to promote the common good U6.6.2

Define the term 'worldviews' and its meaning, giving simple examples. U6.6.3